



# Demographics

Determining Development

# DEMOGRAPHICS

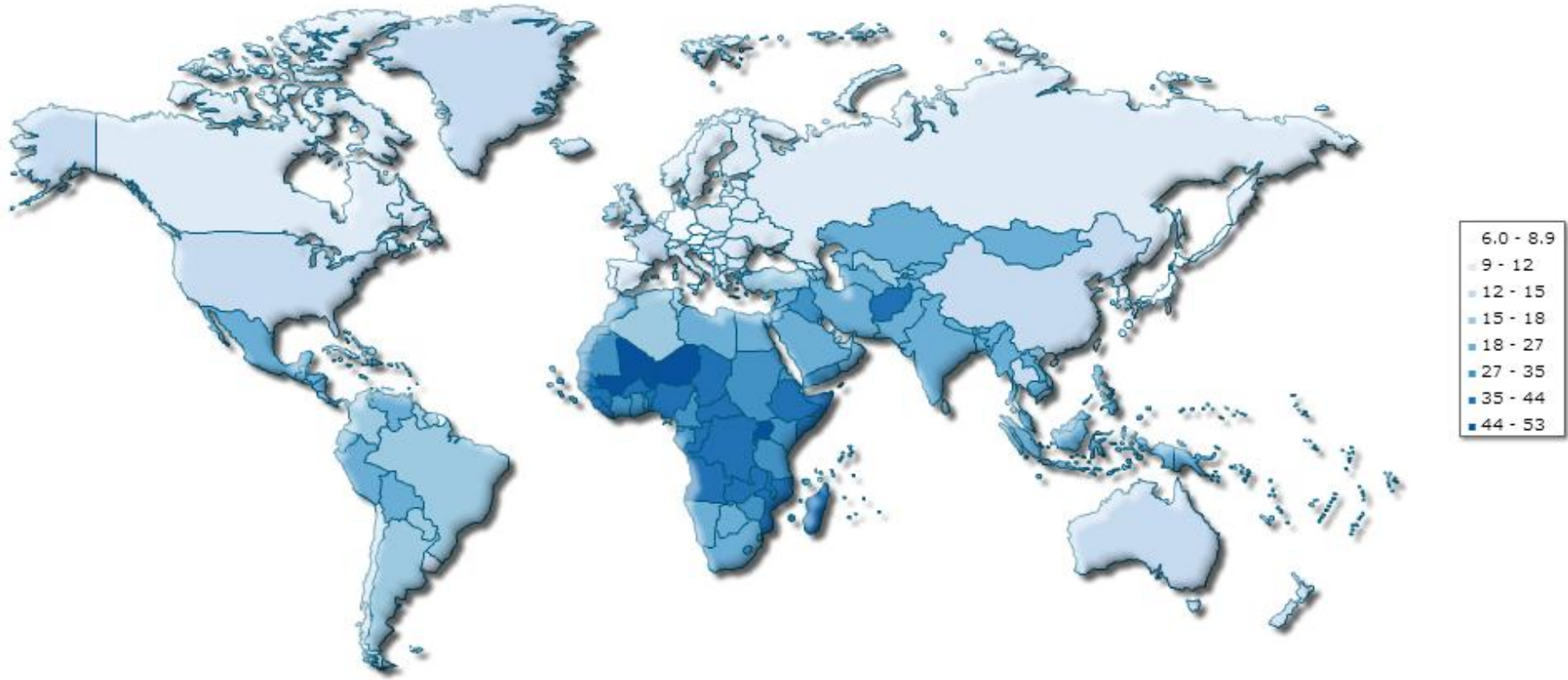
**Birth Rate** – the number of births in a year for every 1,000 people in a population

**Death Rate** – the number of deaths in a year for every 1,000 people in a population



# DEMOGRAPHICS

RANK	COUNTRY	(BIRTHS/1,000 POPULATION)	DATE OF INFORMATION
------	---------	---------------------------	---------------------



# DEMOGRAPHICS

RANK	COUNTRY	(DEATHS/1,000 POPULATION)	DATE OF INFORMATION
<b>1</b>	<b><u>South Africa</u></b>	17.23	July 2012 est.
<b>2</b>	<b><u>Russia</u></b>	16.03	July 2012 est.
<b>3</b>	<b><u>Ukraine</u></b>	15.76	July 2012 est.
<b>4</b>	<b><u>Lesotho</u></b>	15.18	July 2012 est.
<b>5</b>	<b><u>Chad</u></b>	15.16	July 2012 est.
<b>6</b>	<b><u>Guinea-Bissau</u></b>	15.01	July 2012 est.
<b>7</b>	<b><u>Central African Republic</u></b>	14.71	July 2012 est.
<b>8</b>	<b><u>Afghanistan</u></b>	14.59	July 2012 est.
<b>9</b>	<b><u>Somalia</u></b>	14.55	July 2012 est.
<b>10</b>	<b><u>Bulgaria</u></b>	14.32	July 2012 est.

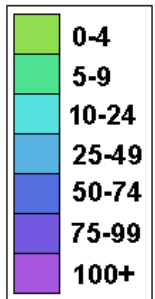
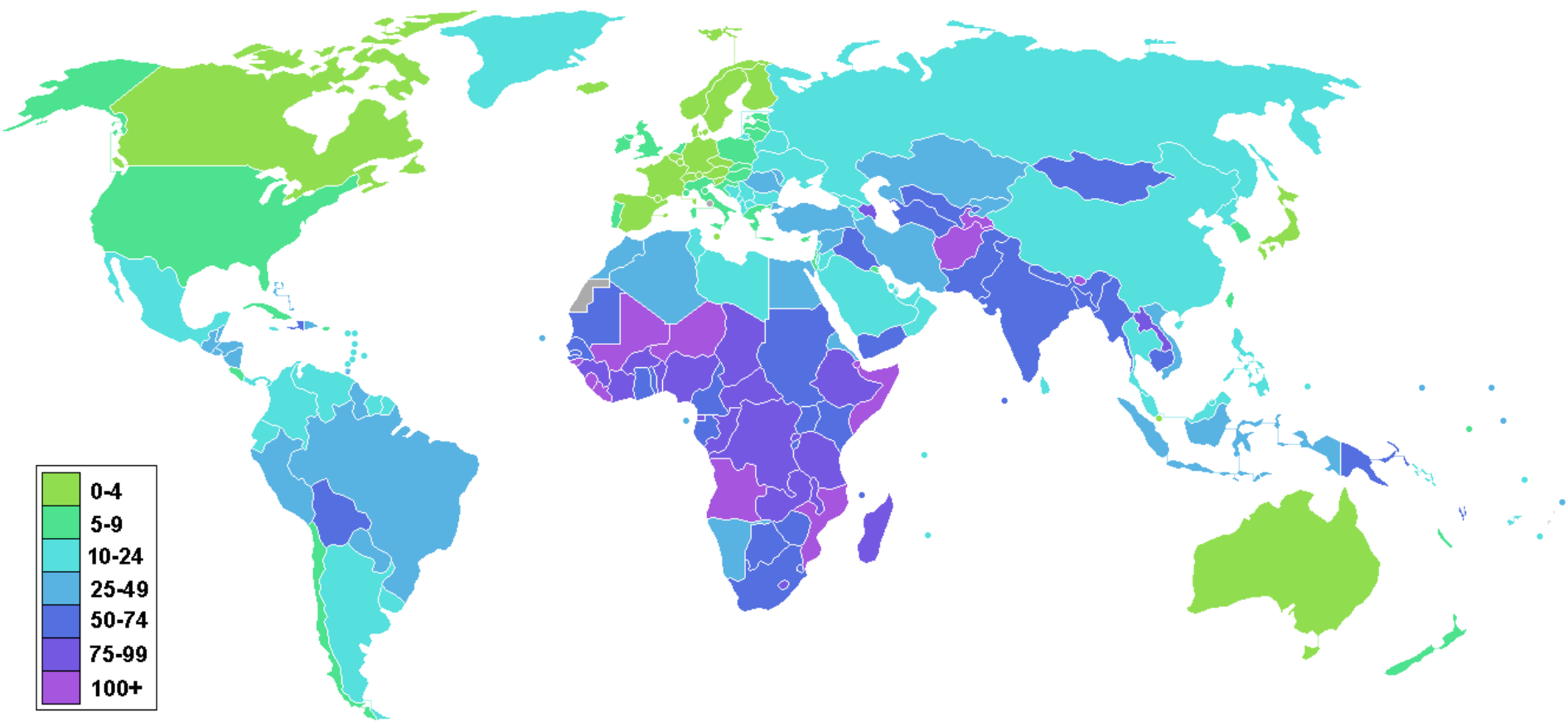
# DEMOGRAPHICS

**Infant Mortality Rate** – the death rate during the first year of life



# INFANT MORTALITY RATE

RANK	COUNTRY	(DEATHS/1,000 LIVE BIRTHS)	DATE OF INFORMATION
------	---------	----------------------------	---------------------



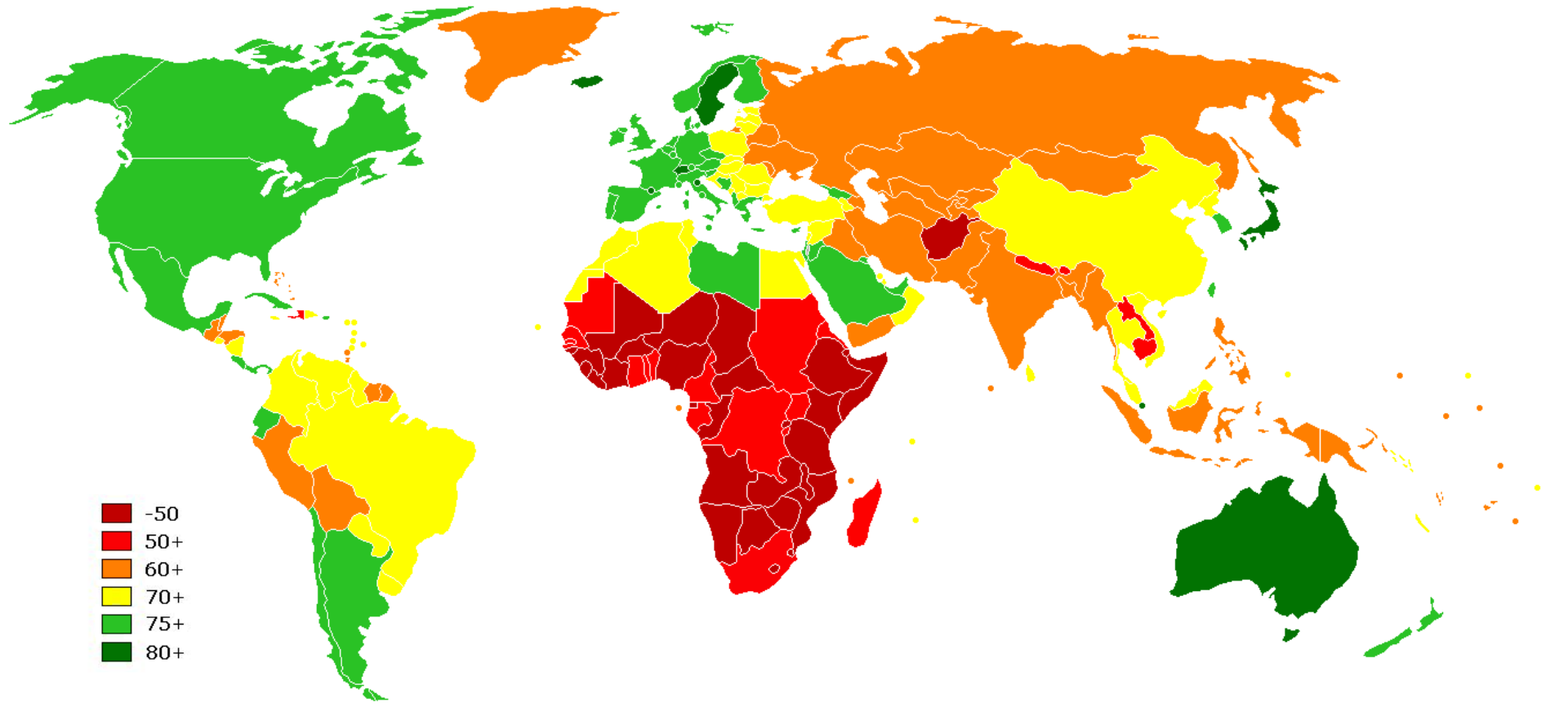
# DEMOGRAPHICS

Life expectancy– the average age a person in a given population can expect to live.



# LIFE EXPECTANCY

RANK	COUNTRY	(YEARS)	DATE OF INFORMATION
------	---------	---------	---------------------



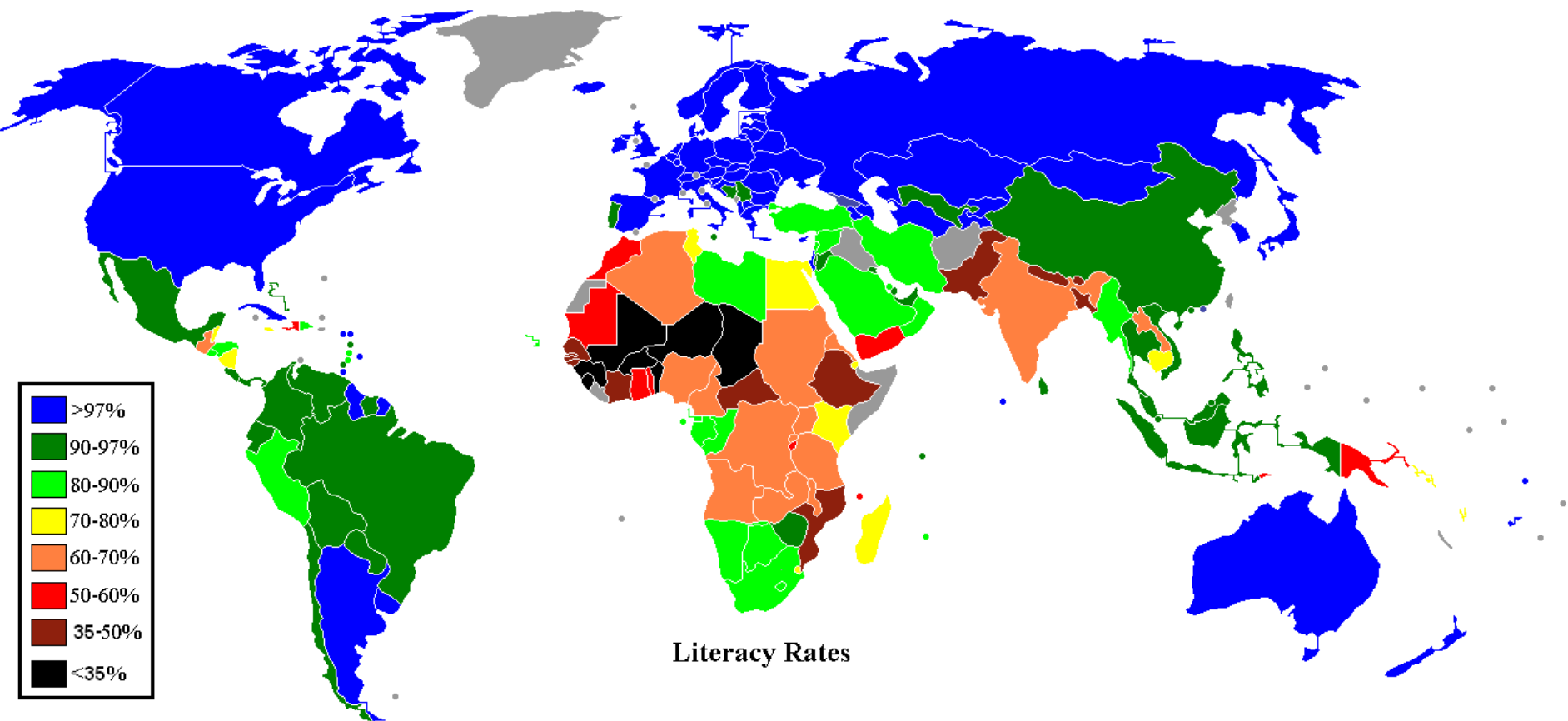


# DEMOGRAPHICS

Literacy rate– the percentage of the population over age fifteen that can read and write



# LITERACY RATE



Literacy Rates

Source: UN Human Development Report 2007/2008

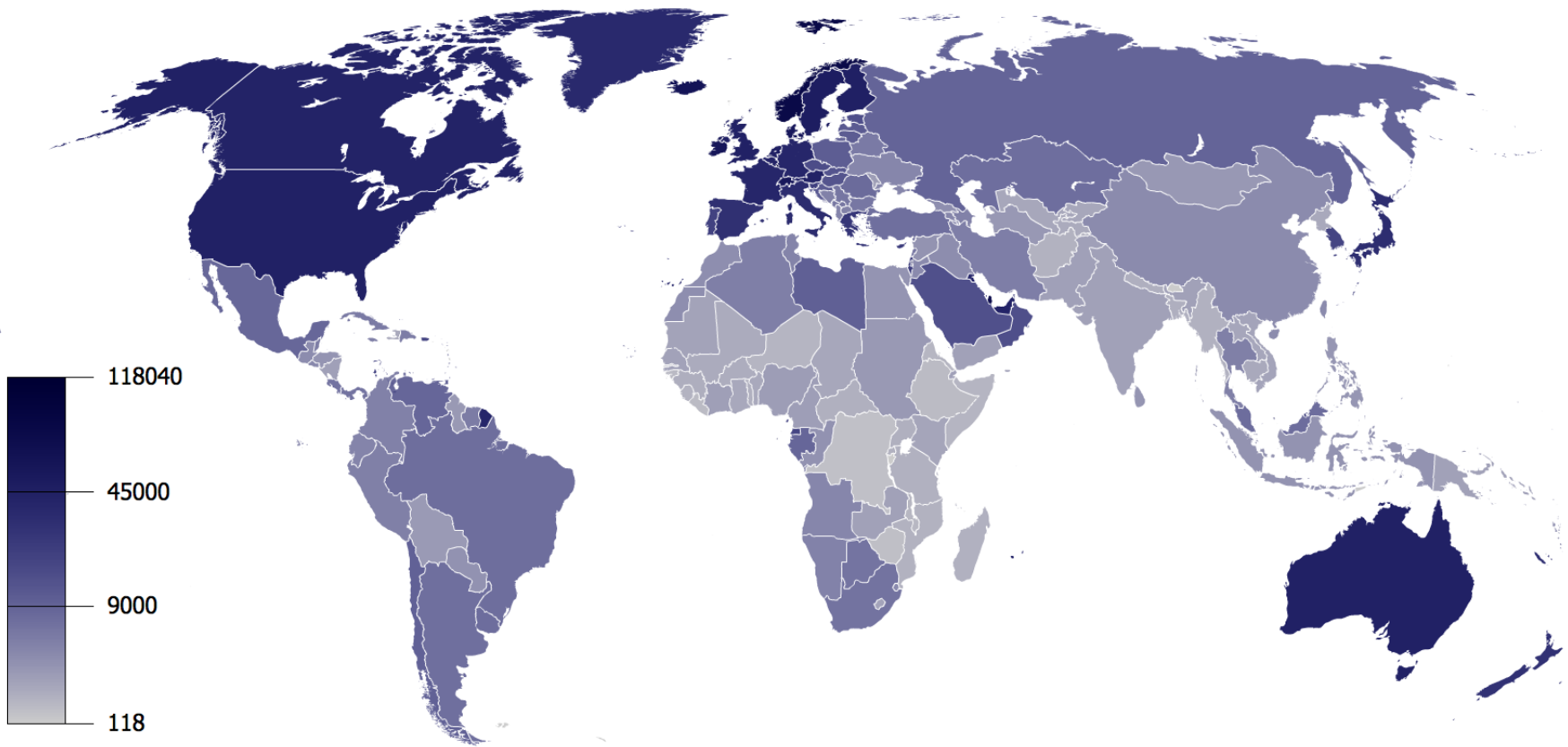
# GDP

**GDP**– the total value of goods produced and services provided in a country during one year.

**Per capita** – Per person



# GDP



2010

COUNTRY	POPULATION (MILLIONS)
China	1,338
India	1,189
United States	310
Indonesia	235
Brazil	193
Pakistan	185
Bangladesh	164
Nigeria	158
Russia	142
Japan	127

**Directions:** Using the CIA World Factbook website, create a graph that compares the United States with China, India, Bangladesh, and one other country of your choice from the list of the world's most populous countries.

- Birth Rates
- Death Rates
- Infant Mortality Rates
- Literacy Rates
- GDP



Country	Birth Rates	Death Rates	Infant Mortality	Literacy Rates	GDP
United States					
China					
India					
Bangladesh					
County of your choice					



# Country Comparison